DOOR TYPES

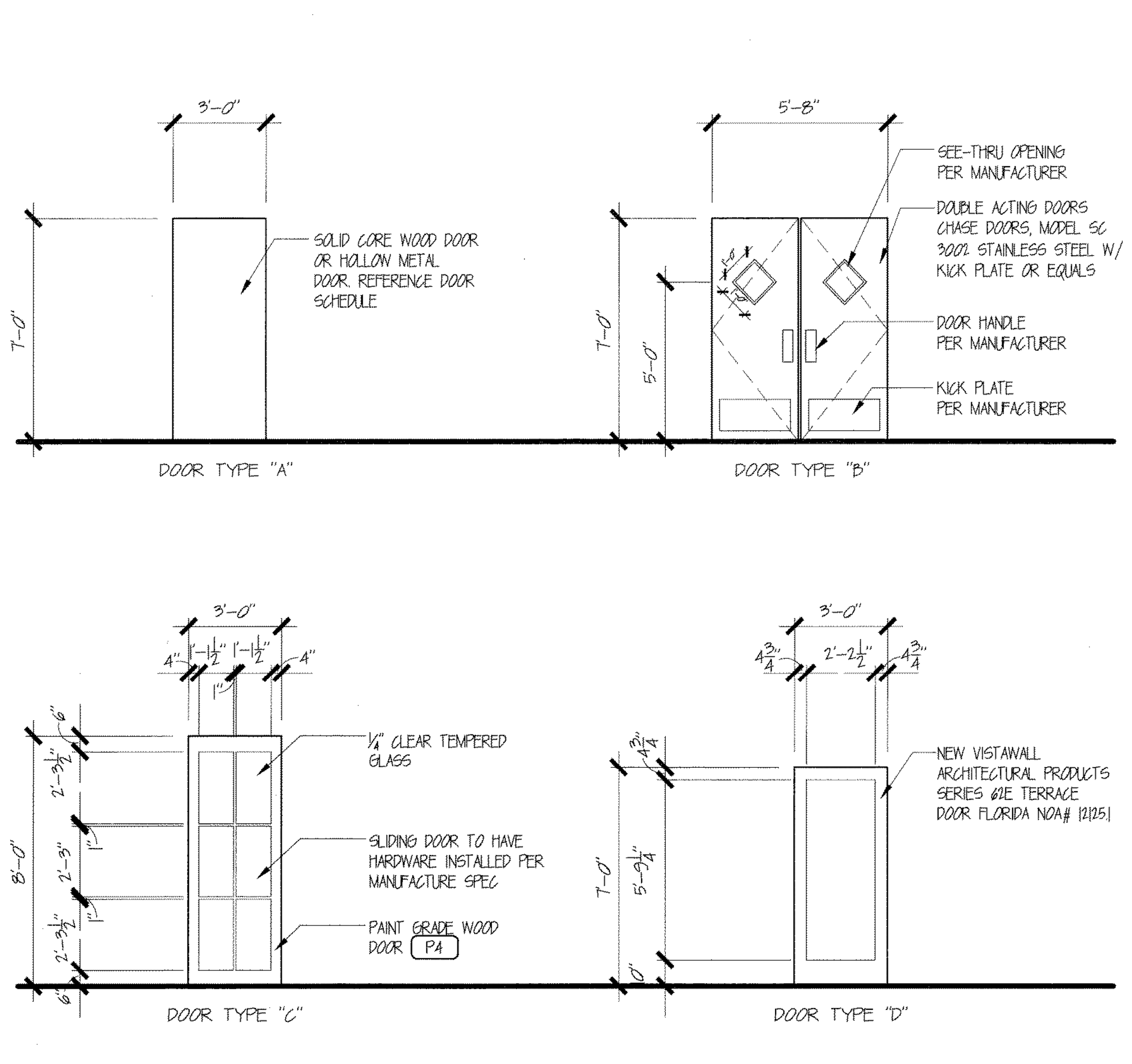

DOOR FRAME TYPES

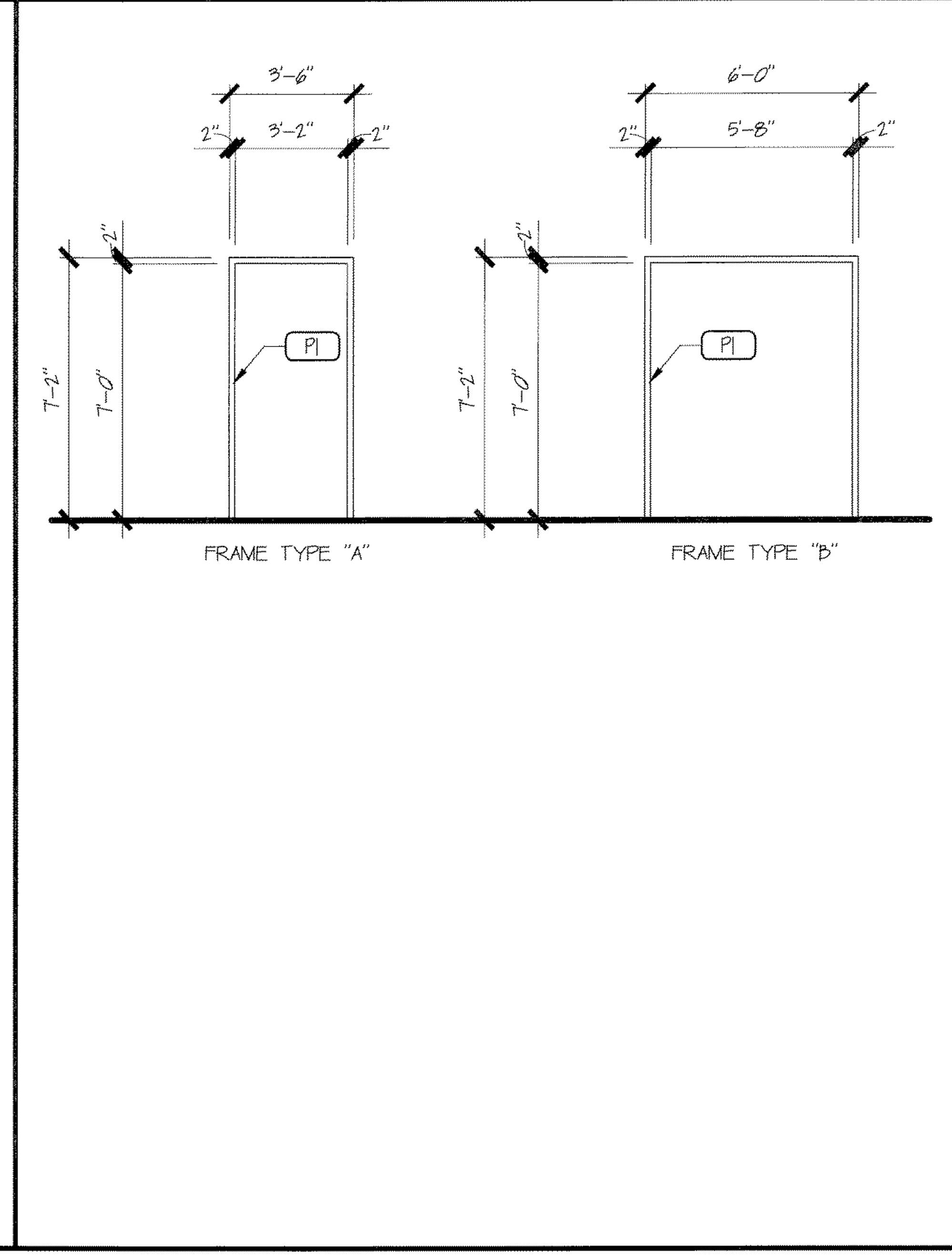

WINDOW TYPES

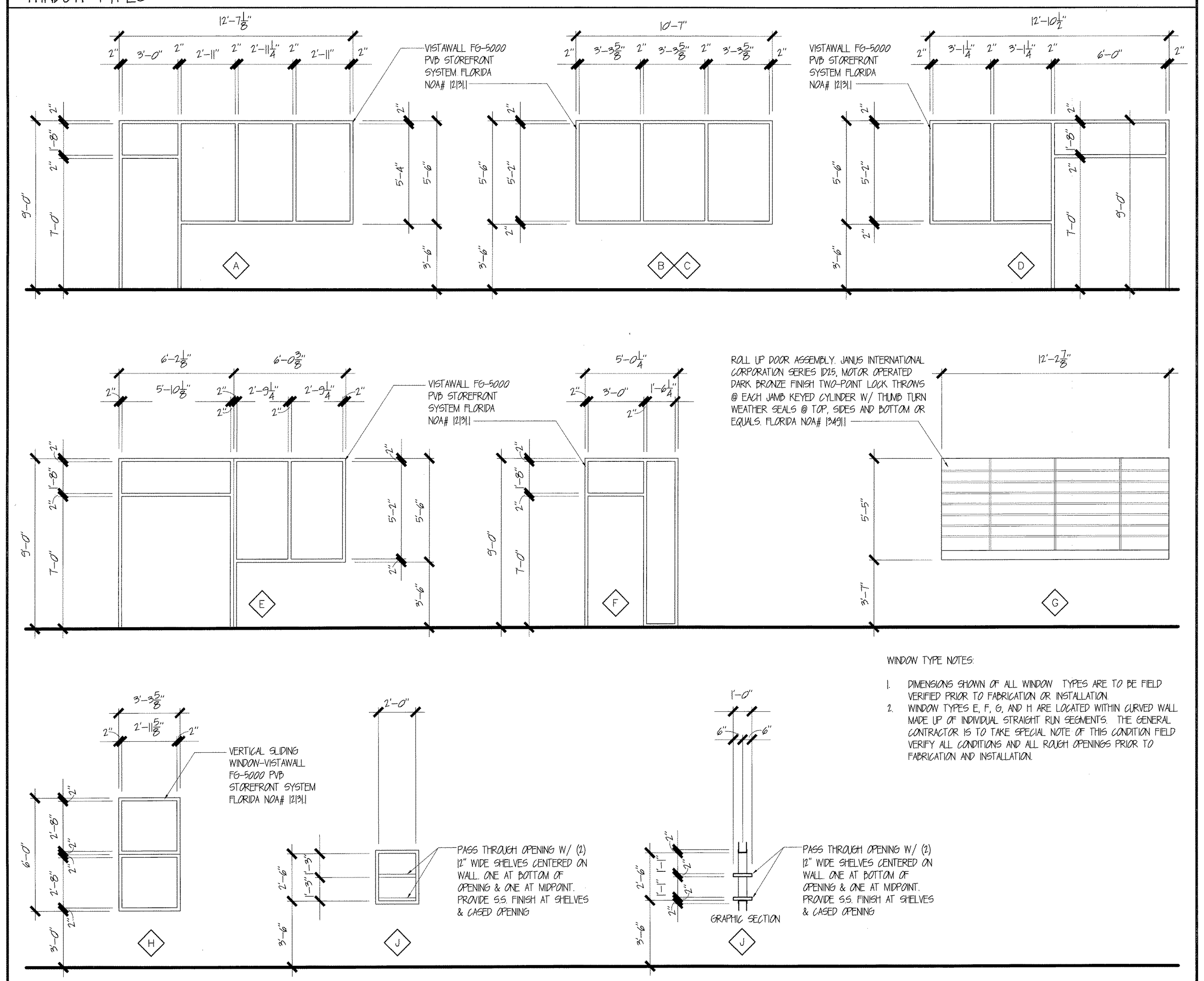

WINDOW TYPE NOTES:

1. DIMENSIONS SHOWN OF ALL WINDOW TYPES ARE TO BE FIELD VERIFIED PRIOR TO FABRICATION OR INSTALLATION.
2. WINDOW TYPES E, F, G, AND H ARE LOCATED WITHIN CURVED WALL MADE UP OF INDIVIDUAL STRAIGHT RUN SEGMENTS. THE GENERAL CONTRACTOR IS TO TAKE SPECIAL NOTE OF THIS CONDITION FIELD VERIFY ALL CONDITIONS AND ALL ROUGH OPENINGS PRIOR TO FABRICATION AND INSTALLATION.

DOOR SCHEDULE

DETAIL REFERENCES ARE TO SHEET A602 UNO

MARK	ROOM NAME	DOOR TYPE	DOOR MATERIAL	QTY	NOMINAL SIZE W	H	T	GLASS	FRAME TYPE	FRAME MATERIAL	DETAIL HEAD	JAMB	THRESHOLD	FIRE RATING (MINIMUM)	CLASS	HARDWARE SET	NOTES	MARK
101A	ENTRY 101	D	ALUM	1	PAIR 3'-0"	7'-0"	---	TEMP	---	ALUM	---	---	---	---	---	1	5	101A
101B	ENTRY 101	D	ALUM	1	PAIR 3'-0"	7'-0"	---	TEMP	---	ALUM	---	---	---	---	---	1	5	101B
103	BAR 103	D	ALUM	1	3'-0"	7'-0"	---	TEMP	---	ALUM	---	---	---	---	---	2	5	103
105	KITCHEN ENTRY 105	B	---	1	5'-8"	7'-0"	1 3/4"	TEMP	B	HM	---	---	---	---	---	3	---	105
113	OFFICE 113	A	SCW	1	3'-0"	7'-0"	1 3/4"	---	A	HM	---	---	---	---	---	5	3	113
114A	STORAGE 114	A	SCW	1	PAIR 3'-0"	7'-0"	1 3/4"	---	B	HM	---	---	---	---	---	8	1, 3	114A
114B	STORAGE 114	A	SCW	1	PAIR 3'-0"	7'-0"	1 3/4"	---	B	HM	---	---	---	---	---	8	1, 3	114B
115A	PATSY ROOM 115	C	SCW	1	3'-0"	8'-0"	1 3/4"	TEMP	---	WD	---	---	---	---	---	4	---	115A
115B	PATSY ROOM 115	C	SCW	1	3'-0"	8'-0"	1 3/4"	TEMP	---	WD	---	---	---	---	---	4	---	115B
115C	PATSY ROOM 115	D	ALUM	1	3'-0"	7'-0"	---	TEMP	---	ALUM	---	---	---	---	---	2	5	115C
116	WOMEN'S RESTROOM 116	A	SCW	1	3'-0"	7'-0"	1 3/4"	---	A	HM	---	---	---	---	---	6	3	116
117	MEN'S RESTROOM 117	A	SCW	1	3'-0"	7'-0"	1 3/4"	---	A	HM	---	---	---	---	---	6	3	117
120	MECH 120	A	HM	1	3'-0"	7'-0"	1 3/4"	---	A	HM	---	---	---	---	---	8	1, 3	120
121	ELEC 121	A	HM	1	PAIR 3'-0"	7'-0"	1 3/4"	---	A	HM	---	---	---	---	---	8	1, 3	121
122	SERVICE CORRIDOR	---	EXG	1	EXG	EXG	EXG	---	---	EXG	---	---	EXG	---	---	7	2, 4	122

MATERIAL LEGEND

HM	HOLLOW METAL
TEMP	TEMPERED
ALUM	ALUMINUM
SCW	SOLID CORE WOOD
WI	HOLLOW METAL TUBE
EXG	EXISTING
WD	WOOD

NOTES

1. DOOR TO BE PRE HUNG IN METAL FRAME
2. EXISTING DOOR. PROVIDE ADDITIONAL HARDWARE PER HARDWARE SET AS SCHEDULED. GENERAL CONTRACTOR TO VERIFY EXISTING EXIT DEVICE IS IN WORKING ORDER AND SHALL REPLACE OR REPAIR AS REQUIRED. UNLESS SPECIFIED OTHERWISE ALL EXISTING DOOR HARDWARE IS TO REMAIN.
3. PROVIDE 2" UNDERCUT
4. SIGNAGE: PROVIDE 1" HIGH LETTERS IN CONTRASTING COLORS TO BACKGROUND, TEXT TO READ "IN EMERGENCY PUSH TO OPEN".
5. "DOOR TO REMAIN UNLOCKED WHEN SPACE IS OCCUPIED". REFERENCE SIGN SN9 ON SHEET A105. PROVIDE SIGN ADJACENT TO DOOR IN COMPLIANCE WITH IBC 2006, 1008.1.8.3, 2.2

HARDWARE SCHEDULE

SET 1
EXTERIOR AT ENTRY — Each Leaf 3'0" x 7'0" x 1-3/4" — AL/GL Door x AL Frame
Door # 101A, 101B
Each pair to have:
2 ea. Pivot Set — 0195 x 0180 — US32D 630 ABH
4 ea. Intermediate Pivot — 019 — US32D 630 ABH
1 ea. Exit Device — 8600 Series — Adams Rite
1 ea. Two Point Bolt — MS1881 — US28 628 Adams Rite
1 ea. Deadlock — MS1850 S series — US28 628 Adams Rite
2 ea. Mortise Cylinder — 21-41 x 13-0512 AR Cam — US26D 626 Sargent
1 ea. Pull — TBF110 8" CTC — Rockwood
2 ea. Concealed Overhead Closer — 0706 x 1050 x NHO x 16 — US26D 626 Rixson
2 ea. Heavy Duty Door Stop — 463 — US32D 630 Rockwood
1 ea. Threshold — 425E 72" — AL 719 National Guard

SET 2
EXTERIOR AT BAR
EXTERIOR AT PATSY ROOM — Each Leaf 3'0" x 7'0" x 1-3/4" — AL/GL Door x AL Frame
Door # 103, 115C
Each pair to have:
2 ea. Pivot Set — 0195 x 0180 — US32D 630 ABH
4 ea. Intermediate Pivot — 019 — US32D 630 ABH
1 ea. Exit Device — 8600 Series — Adams Rite
1 ea. Two Point Bolt — MS1881 — US28 628 Adams Rite
1 ea. Deadlock — MS1850 S series — US28 628 Adams Rite
2 ea. Mortise Cylinder — 21-41 x 13-0512 AR Cam — US26D 626 Sargent
1 ea. Pull — TBF110 8" CTC — Rockwood
2 ea. Concealed Overhead Closer — 0706 x 1050 x NHO x 16 — US26D 626 Rixson
2 ea. Heavy Duty Door Stop — 463 — US32D 630 Rockwood
1 ea. Threshold — 425E 36" — AL 719 National Guard

SET 3
KITCHEN FROM DINING
Door # 105 — Hardware to be provided by manufacture

SET 4
DINING TO PATSY ROOM — Single Leaf 4'0" x 7'0" x 1-3/4" — WD Door x WD Frame
Door # 115A, 115B
Flat track sliding door hardware equal to Crown Industrial Standard 43H

SET 5
DINING TO OFFICE — Single Leaf 3'0" x 7'0" x 1-3/4" — WD Door x HM Frame
Door # 113
Each door to have:
3 ea. Hinges — TA2714 4.5" x 4.5" — US26D 652 McKinney
1 ea. Entrance Lockset — 21-28 - 11G05 OJ — US26D 626 Sargent
1 ea. Closer — 1431-P9 x DA @ Door #109A — EN 689 Sargent
1 ea. Kick Plate — BioGuard-K1050 10" x 34" x .050" US32D — BIO Rockwood
1 ea. Mop Plate — BioGuard-K1050 6" x 35" x .050" US32D — BIO Rockwood
1 ea. Wall Stop — 406 @ Door — US32D 630 Rockwood
3 ea. Silencers — 608 — GREY Rockwood

SET 6
CORRIDOR TO MEN'S RESTROOM — Single Leaf 3'0" x 7'0" x 1-3/4" — WD Door x HM Frame
CORRIDOR TO WOMEN'S RESTROOM — Single Leaf 3'0" x 7'0" x 1-3/4" — WD Door x HM Frame
Door # 116, 117
Each door to have:
3 ea. Hinges — TA2714 4.5" x 4.5" — US26D 652 McKinney
1 ea. Push Plate — BioGuard-70C 4" x 16" — US32D BIO Rockwood
1 ea. Pull Plate — BioGuard-BF110 x 70C 4" x 16" US32D — BIO Rockwood
1 ea. Closer — 1431-PS x DA — EN 689 Sargent
1 ea. Kick Plate — BioGuard-K1050 10" x 34" x .050" US32D — BIO Rockwood
1 ea. Mop Plate — BioGuard-K1050 6" x 35" x .050" US32D — BIO Rockwood
1 ea. Wall Stop — 406 — US32D 630 Rockwood
3 ea. Silencers — 608 — GREY Rockwood
1 ea. Tactile Pictogram Sign — BF687 6" x 9" x .062" w/ 1" letters:
"MEN" @ Door #116 — WHITE/BLUE — Rockwood
1 ea. Tactile Pictogram Sign — BF688 6" x 9" x .062" w/ 1" letters:
"WOMEN" @ Door #117 — WHITE/BLUE — Rockwood

SET 7
KITCHEN TO SERVICE CORRIDOR — Single Leaf: Existing Door — HM Door x HM Frame
Door # 122
Each door to have:
1 ea. Exit Alarm — EAX-500 — Detex
1 ea. Door Viewer 190° — 622 — US26D 626 Rockwood
1 ea. Barrier Free Sign — BF680 2.5" x W" x .062" w/ 1" letters:
"IN EMERGENCY PUSH TO EXIT" — WHITE/RED — Rockwood

SET 8
DINING TO STORAGE — Each Leaf 3'0" x 7'0" x 1-3/4" — WD Door x HM Frame
KITCHEN TO MECH — Single Leaf 3'0" x 7'0" x 1-3/4" — HM Door x HM Frame
KITCHEN TO ELEC — Each Leaf 3'0" x 7'0" x 1-3/4" — HM Door x HM Frame
Door # 114A, 114B, 120, 121
Each door to have:
3 ea. Hinges — TA2714 4.5" x 4.5" — US26D 652 McKinney
1 ea. Entrance Lockset — 21-28 - 11G05 OJ — US26D 626 Sargent
1 ea. Closer — 1431-P9 x DA @ Door #109A — EN 689 Sargent
1 ea. Kick Plate — BioGuard-K1050 10" x 34" x .050" US32D — BIO Rockwood
1 ea. Mop Plate — BioGuard-K1050 6" x 35" x .050" US32D — BIO Rockwood
1 ea. Wall Stop — 406 @ Door — US32D 630 Rockwood
3 ea. Silencers — 608 — GREY Rockwood



Architect sealing the document:
Aaron Marshall King

GRIMALDI'S COAL BRICK-OVEN PIZZERIA
4000 N Scottsdale Road, Suite 203
Scottsdale, Arizona 85252
Phone: 405.664.3147 Fax: 405.562.1282

Aaron M. King
Architect
1221 N. Main Avenue
Springfield, MO 65802
Phone: (417) 864-0916
aking.integrity-d@earthlink.net

DOCUMENTS FOR:
DOWNTOWN at the GARDENS
GRIMALDI'S PIZZERIA
11701 LAKE VICTORIA GARDENS AVE., STE 3101
PALM BEACH GARDENS, FL 33410

This document, and the ideas and designs incorporated herein, as an instrument of professional service, is the property of Aaron M. King, and is not to be used, in whole or in part, for any other project, without the written authorization of Aaron M. King.

Revisions: No.	Date	Description
1	5/18/05	CCD #1

Project: DOWNTOWN at the GARDENS
Drawn: Aaron M. King
Approved:
Issue Date: 12/28/2010

Sheet Title:
DOOR SCHEDULE, DOOR TYPES, WINDOW TYPES, DETAILS

Sheet No:
A602