

ELECTRICAL CONTRACTOR TO INCLUDE IN HIS BID LOW VOLTAGE OF ALL CABLES, CABLES, AND ALL TYPES OF ALL CABLES AND DEVICES, INCLUDING DATA/COMMUNICATIONS NOT BYFIRE. ALL DEVICES ARE TO BE RUN OVERHEAD. COORDINATE ALL LOCATIONS WITH OWNER PRIOR TO BID/CONSTRUCTION.

FIRE RATING NOTE

THE ELECTRICAL CONTRACTOR TO MAINTAIN FIRE RATINGS FOR ALL ELECTRICAL DEVICES OR CONDUIT PENETRATING FIRE RATED WALLS, FLOORS, OR CEILINGS (EQUIVAL TO WALL FIRE RATING - SEE ARCHITECTURAL DRAWINGS)

LOW VOLTAGE NOTE

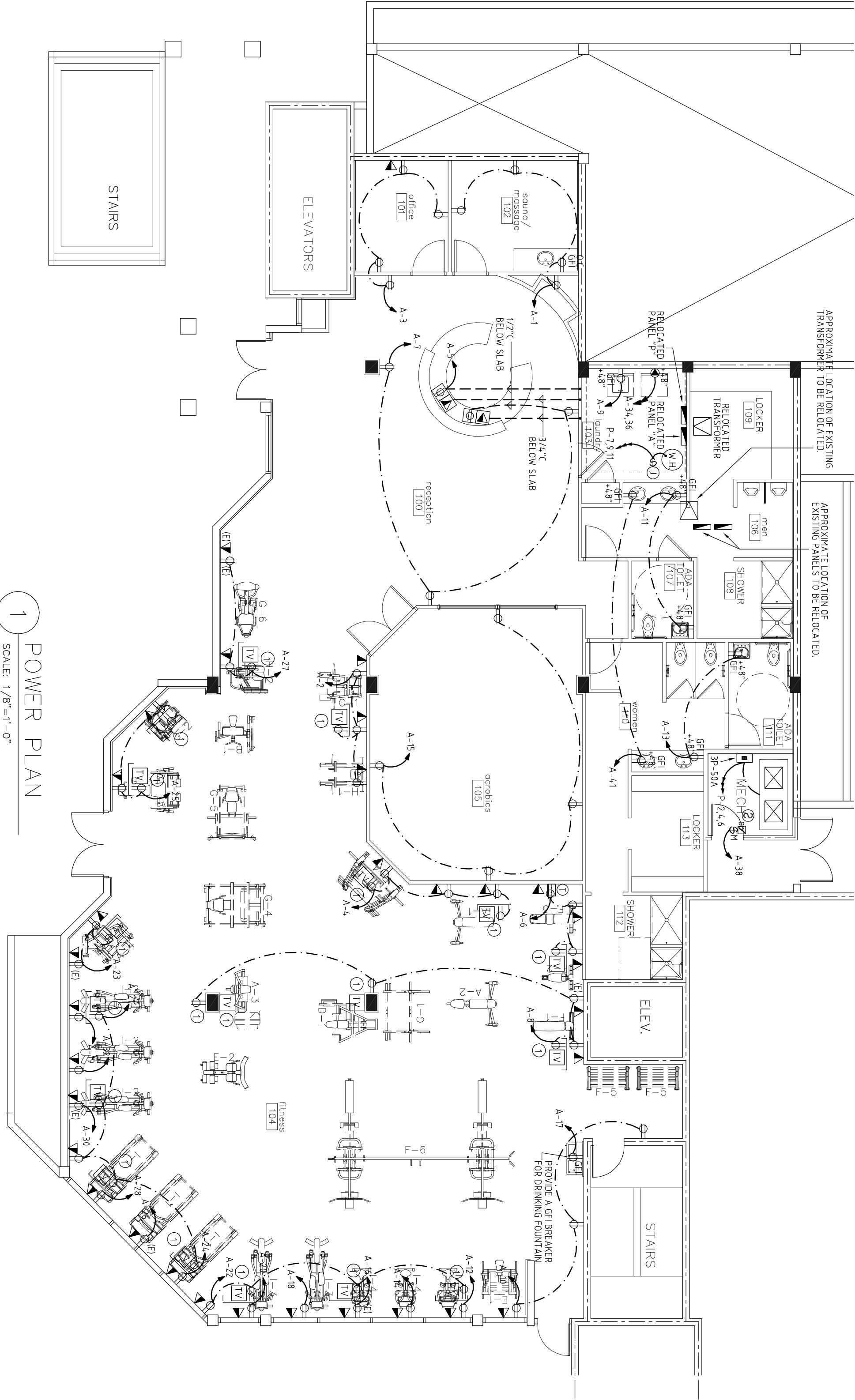
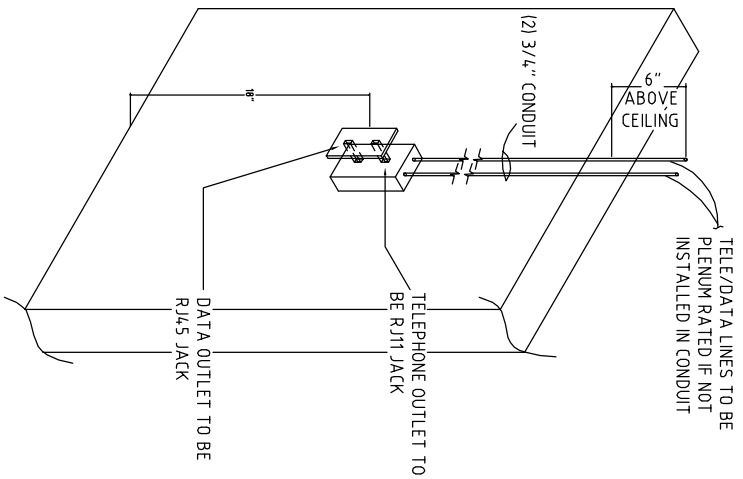
CONTRACTOR TO COORDINATE LOCATION AND REQUIREMENTS OF ALL LOW VOLTAGE DEVICES AND TELEPHONE/DATA/TV DEVICES PRIOR TO CONSTRUCTION

COORDINATION NOTE

CONTRACTOR TO COORDINATE ALL FINAL LOCATIONS ANY TYPES OF ALL DEVICES AND EQUIPMENT WITH ARCHITECT PRIOR TO INSTALLATION

GENERAL NOTE

PRIOR TO SUBMITTING HIS BID, THE CONTRACTOR SHALL FIELD VERIFY ALL EXISTING CONDITIONS AND REQUIREMENTS AND TAKE NECESSARY ACTION TO CORRECT ANY DEFICIENCIES PRIOR TO CONSTRUCTION. THE ENGINEER IS NOT RESPONSIBLE FOR ANY ADDITIONAL COSTS RESULTING FROM VERIFIABLE EXISTING CONDITIONS DISCOVERED AFTER CONTRACT HAS BEEN AWARDED



1 POWER PLAN
SCALE: 1/8"=1'-0"

NOTES:

- FLOOR SLABS ARE POST-TENSIONED & MUST BE X-RAYED PRIOR TO CORE DRILLING OR OTHER PENETRATIONS. CONTRACTOR SHALL OBTAIN THE BUILDING OWNER'S PERMISSION PRIOR TO COMMENCING ANY SLAB PENETRATIONS.
- ALL CONDUIT/PIPING ROUTED BELOW FLOOR OF TENANT'S SPACE TO BE COORDINATED WITH EXISTING UTILITIES AND LANDLORD PRIOR TO CONSTRUCTION. PIPING TO BE ROUTED TIGHT TO SLAB WHERE EVER POSSIBLE.
- CEILING SPACE IS A COMMON PLENUM NO COMBUSTIBLE MATERIALS ALLOWED.

ELECTRICAL SYMBOL LEGEND

- 100V DUPLEX RECEPTACLE
- GROUND-FLEX RECEPTACLE
- GROUND FAULT CIRCUIT INTERRUPTER
- FLOOR MOUNTED DUPLEX RECEPTACLE WITH BRASS COVER PLATE FLUSH W/ FLOOR
- 220V RECEPTACLE
- JUNCTION BOX
- TELEPHONE JACK
- TELEVISION JACK
- TELEPHONE BOARD SWITCH
- MOTOR RATED SWITCH
- FUSE DISCONNECT
- ELECTRICAL CIRCUIT BREAKER
- ELECTRICAL PANEL
- TIME SWITCH
- FACTORY INSTALLED DISCONNECT
- EXHAUST FAN
- THERMOSTAT
- RELOCATE EXISTING
- OVER COUNTER

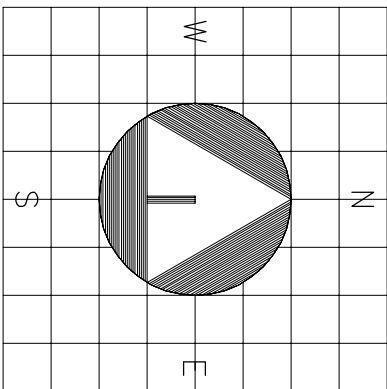
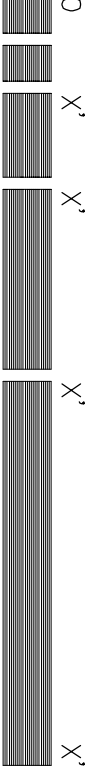
** NOTE: ALL SYMBOLS MAY NOT BE USED FOR THIS PROJECT
** PROVIDE 3/4" C WITH PULL WIRE, 5/16" ABOVE CEILING

KEY NOTES

- VERIFY MOUNTING HEIGHT OF RECEPTACLE AND TV WITH OWNER/ARCHITECT PRIOR TO CONSTRUCTION

POWER PLAN

SCALE: 1/8" = 1'-0"



sheet title: POWER PLAN
file name: 11436_E1.1(2).DWG

project no: 11436
date: 02/14/12
drawn by: AN/CI/AS
checked by: UI

revisions:
1. 03/02/12 ADDENDUM #1

GS&P ARCHITECTS, INC.
1401 FORUM WAY, SUITE 100
WEST PALM BEACH, FLORIDA 33401
TEL: 561.684.5594
FAX: 561.684.5594
E-MAIL: info@gsp-architects.com

TENANT IMPROVEMENTS FOR:
NORTHBIDGE CENTER GYM FACILITY

515 N. FLAGLER DR., SUITE P-100
WPB, FLORIDA



GLIDDEN • SPINA & PARTNERS
ARCHITECTURE • INTERIOR DESIGN, INC.

PHONE: 561.684.6844 • FAX: 561.684.5594 • E-MAIL: info@gsp-architects.com
1401 FORUM WAY, SUITE 100 • WEST PALM BEACH, FLORIDA 33401
FL License: #AA26001602

Keith M. Spina #AR13419

Benjamin John Glidden, III #AR6536

E1.1